Scouting America

Life to Eagle
Middle Tennessee Council

Things We'll Cover

- The Life to Eagle Process
- The Eagle Service Project
- Eagle Board of Review
- Tips for Success

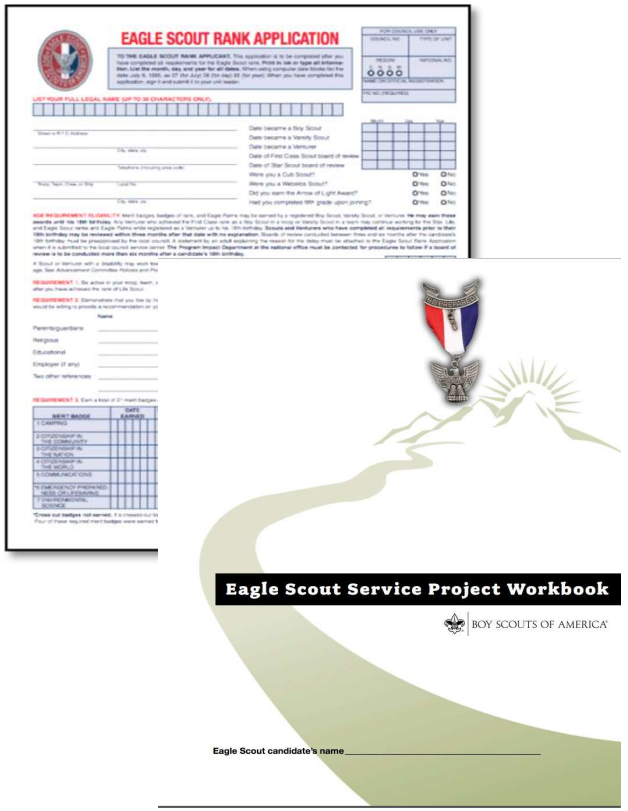

The Big Picture — For the Scout

Active in Unit & Position of Responsibility for 6 Months +



+



+ **<u>Successful</u> Eagle Board of Review** =

18th Birthday

The Eagle Application Steps

1. Be active in your Troop for six months after attaining Life Rank
2. Demonstrate that the Scout lives according to the Scout Oath and Scout Law; provide recommendations / guide and mentor
3. Earn 21 Merit Badges (13 Eagle required as of 2/27/2026)

   (a) First Aid, (b) Citizenship in the Community, (c) Citizenship in the Nation, (d) Citizenship in the World, (e) Communication, (f) Cooking, (g) Personal Fitness, (h) Emergency Preparedness OR Lifesaving, (i) Environmental Science OR Sustainability, (j) Personal Management, (k) Swimming OR Hiking OR Cycling, (l) Camping, (m) Family Life
4. Serve actively for six months in a position of responsibility

   Service time must begin after the Life Board of Review, and be a complete six-month term. Scoutnet will not accept time before the Life Board of Review or projected dates.

   IE: If Scout serves 5 months + 29 days, Scoutnet only accepts 5 months
5. Plan, develop, and give service to others in a Service Project

   (consult with Project Coach and Unit Advancement Chair, if possible)

The Eagle Application Steps (continued)

6. Scoutmaster conference and Life Statement, and then…
7. **Certifications/Approvals:**
   - Eagle Candidate
   - Unit Leader
   - Unit Committee Chair
   - Council Eagle Registrar
   - Eagle Board of Review Chair (other board members optional)
   - Council Executive
8. **MTC Eagle Scout applications — prefer to verify and certify applications by appointment:**

   Cheryl Leach, Eagle Registrar, cleach@scouting.org
   Middle Tennessee Council, Scouting America
   3414 Hillsboro Pike, PO Box 150409, Nashville, TN 37215 — (615) 383-9724

Timeline — When Can Things Happen



18th Birthday

STOP

- **Prior to 18th Birthday:**
- Complete all requirements (21 Merit Badges and Eagle Project, Position of Responsibility, Scout Spirit)
- Complete Eagle Application, with all Unit signatures
- Eagle Registrar verifies Eagle Application
- Letters of Reference & Life Statement
- Board of Review

- **After 18th Birthday:**
- Receipt of Letters of Reference
- Board of Review:
  - Can occur within two years of 18th birthday
  - Beyond two years, National must authorize

Scouting America

The Eagle Scout Service Project



The Project Workbook

THINK OF THE WORKBOOK IN THESE FOUR PHASES….

1) IDEA !

2) The Project Proposal

- A Vision ..*with enough detail to convey concept and preliminary planning efforts*

District Advancement Committee Approves

3) The Final Plan

- Detailed Planning
- Fundraiser Appl.
  Can be submitted with proposal. Approvals required = Unit + Beneficiary + Eagle Registrar

Complete Project

4) The Project Report

- After Action Summary

The Board of Review sees the entire Workbook



Scouting America

Tips for Success

- The first project the Candidate takes on should not be their Eagle Project; have the Scout do a Troop or Family Project using the Eagle Workbook as a guide
- Leadership positions (SPL, PL) are outstanding learning experiences
- The scope of the project is often the most contentious aspect of a project, too big or not enough – fit the project to the candidate and meet the requirements
- Consider available time to complete and other obligations
- Avoid projects that require the use of many adults; this decreases the opportunity of the Candidate to exercise leadership
- Guide them, but they must be responsible for the project

Scouting America

Eagle Board of Review

Board (3–6 people)

Committee members +

Outside members +

District Rep.

Eagle Boards of Review

- **Purpose:**
  - “To determine the quality of the Scout’s experience, decide whether they are qualified to advance and, if so, encourage them to continue the quest for Eagle or the next Palm”
  - “A discussion of their successes, experiences, and future plans…”
- **Not a retest or examination**
  - Not a challenge of the Scout's knowledge, that’s the Scoutmaster’s responsibility
- **When:**
  - Granted when all requirements are met; a Scout cannot be denied this opportunity
  - After Council has verified the Application
  - Unit Leader assures the Board is held
  - Not lengthy…about 30-45 minutes

Eagle Boards of Review

- So, what does the Board discuss? Up to each Board, but topics generally include:
- **Detailed Project Review — focus discussion on Leadership**
- **What it means to be an Eagle Scout**
  - Candidate's perspective on Scouting and being an Eagle Scout
- **Future plans**
  - Candidate's plans for Scouting after the Board of Review
  - Give back to Scouting…not the end, but a beginning…
- **Scout experiences**
  - Why did they join Scouting?
  - Best experience, worst experience, and differences
  - Application to life – challenges overcome – lessons learned
  - How have they grown in Scouting?

Resources

- Unit Advancement Coordinators
- District Advancement Committee
- Unit Commissioners
- Other Scout Leaders
- District Executive
- Eagle Scouts
- MTC NESA Group











Scouting America

Where Unit Leaders Fit In?

- Know their 18th Birthdate
- Use the Scouting America method of positive adult association, logic, and common sense to make the right decisions. Celebrate success to set an example for others.
- Hold the Eagle Candidate to a high standard – they represent your unit
  - **Project**
    - Unit Leader review…conform to Scouting America guidelines, all approvals, neat, good grammar, spelling, pay attention to quality, lots of pictures
  - **Unit Leader conference**
    - Your review of the Candidate, References
    - Life Statement – goals, thoughtful, insightful, personal, long term
- Encourage the Scout to do their best.

Red Flags & Bad Indicators

- **Timing:**
  - Did not start and then finish Merit Badges on time
  - Did not plan, start or finish an appropriate Eagle Project on time; often seen as a clearly inadequate project close to the 18th birthday
  - Not enough time in rank to earn Merit Badges or Leadership experience for earlier ranks
  - Did not turn in the Eagle Application prior to their 18th birthday
- **Leadership: Never held a leadership position**
- **Eagle Project:**
  - Did not demonstrate the ability to lead
  - Family fully funded their Eagle Project; calls into question the leadership of the project
  - Poor documentation, lack of pictures and data
- **Letters of Recommendation:**
  - Filled with glittering generalities, no specific examples of leadership, no recommendations for advancement
- **Scouting America Records / Merit Badges:**
  - Incomplete or missing. Confirm MTC records are complete and current before it's too late.
  - Scoutmasters, as your Scout starts on this path consider requesting the Scout's profile from MTC — it confirms records on file and identifies missing documentation.
- **Life Statement:**
  - Inadequate life statements should detail life ambitions, other leadership roles, goals, and awards

Tips for Success

- Time…sooner than later
- **Leadership**
  - Is the Scout recognized as a leader in the unit?
  - Demonstrated leadership in the unit and in the Eagle project
- **Letters of Recommendation**
  - Use the form on MTC website
  - Send many requests, give writers plenty of time
  - Writers return letters to the Scoutmaster or Committee Chair in sealed envelope
- **Scoutmaster's Certification**
  - Scoutmaster makes the final determination on Candidate’s readiness for Eagle

Make the Life to Eagle Process a Great Experience by …

- Pay attention to Scouting America forms
- Be diligent
- Schedule time & consider others
- Use available resources
- Do your best: leadership
- Celebrate success







Scouting America™